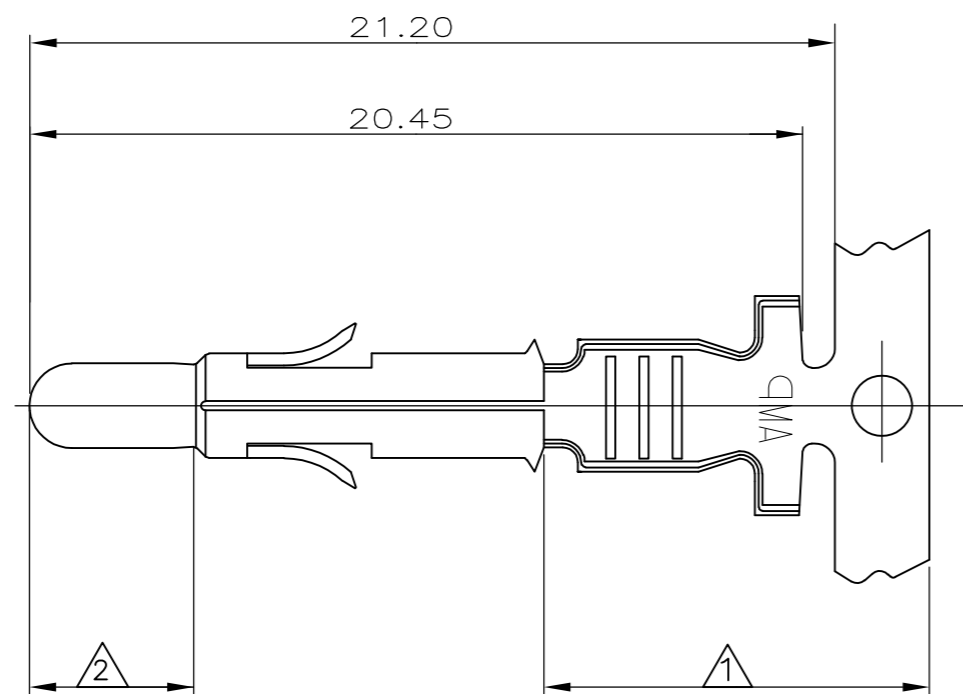
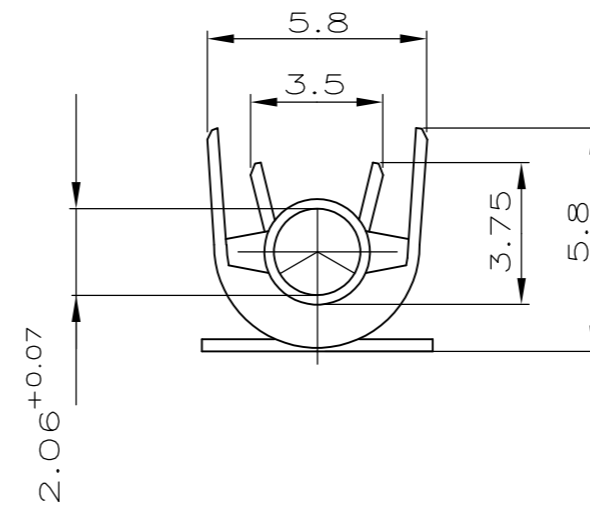
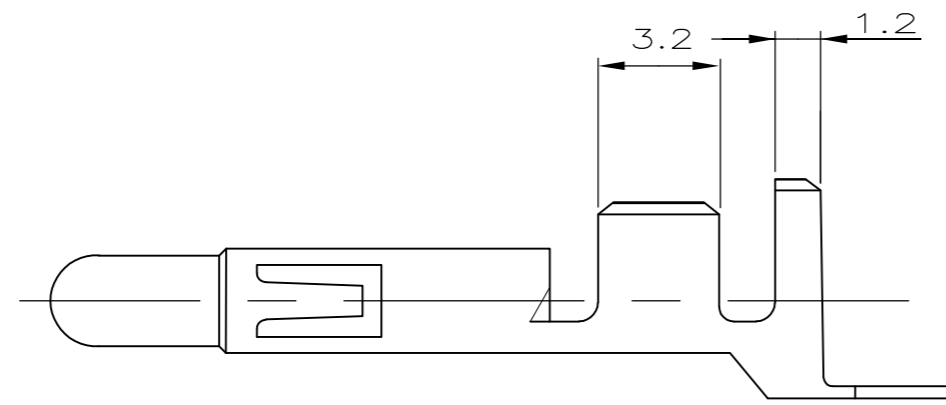


THIS DRAWING IS UNPUBLISHED. RELEASED FOR PUBLICATION
 © COPYRIGHT - By - ALL RIGHTS RESERVED.

LOC		DIST		REVISIONS			
P	LTR	DESCRIPTION	DATE	DWN	APVD		
G		OBSOLETE 926868-5	15JAN2009	J.S	-		
G1		REVISED AS PER ECR-12-020451	21OCT2013	AV	RP		



- 1 2-6 µm Sn über Ni in der Crimpzone
- 2 0.8 µm Gold über Nickel in der kontaktzone
- 3 Für isolations Ø3.3-5.1 mm geeignet

OBSOLETE

926900-7	926868-7	CuZn30 F53	1	2
926900-6	926868-6	CuSn4 F56	1	2
926900-5	926868-5	CuCrZr F50	vorverzinnt	
926900-4	926868-4	CuCrZr F50	blank	
926900-3	926868-3	CuSn4 F56	vorverzinnt	
926900-1	926868-1	CuZn30 F53	vorverzinnt	
LOOSE PIECE	Bestell-Nr	werkstoff	Oberfläche Farbe	

THIS DRAWING IS A CONTROLLED DOCUMENT.		DWN	ASHWINI	21OCT2013		TE Connectivity																					
DIMENSIONS: mm		CHK	ASHWINI	21OCT2013		NAME																					
TOLERANCES UNLESS OTHERWISE SPECIFIED:		APVD	RAJENDRA PAI	21OCT2013		Universal M-N-L Stift DGB 1.5-2.5mm ²																					
<table border="1"> <tr><td>0 PLC</td><td>±</td><td>-</td></tr> <tr><td>1 PLC</td><td>±</td><td>-</td></tr> <tr><td>2 PLC</td><td>±</td><td>0.20</td></tr> <tr><td>3 PLC</td><td>±</td><td>-</td></tr> <tr><td>4 PLC</td><td>±</td><td>-</td></tr> <tr><td>ANGLES</td><td>±</td><td>-</td></tr> </table>		0 PLC	±	-		1 PLC	±	-	2 PLC	±	0.20	3 PLC	±	-	4 PLC	±	-	ANGLES	±	-	PRODUCT SPEC	-			SIZE	CAGE CODE	DRAWING NO
0 PLC	±	-																									
1 PLC	±	-																									
2 PLC	±	0.20																									
3 PLC	±	-																									
4 PLC	±	-																									
ANGLES	±	-																									
MATERIAL	FINISH	WEIGHT	-		A2	00779	C=926868	-																			
CUSTOMER DRAWING					SCALE	1:1	SHEET	1 of 1	REV	G1																	